



# Barmedman Public School

## "BPS Bulletin"

### Message from the Principal's Desk

Welcome to week 3 of our last term for 2023!

It is always wonderful to see how our students are so enthusiastically engaged in learning! I especially enjoy seeing them celebrate their learning. In our Year 2 number groups, there have been lots of smiles when providing feedback to each other about their achievements in number and place value activities.


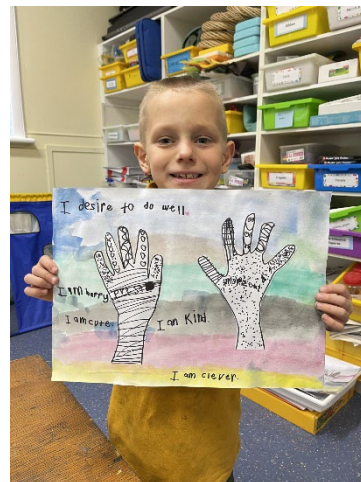
This week Years 3 and 5 will be completing online Check In assessments. Along with many other sources of information, these assessments help us build a picture of how well your child is doing in the areas of literacy and numeracy, and how we can tailor our teaching to their needs.

We have been very fortunate to be able to borrow 3D printing kits for terms 3 and 4 this year. Students have had the opportunity to develop problem solving and critical thinking skills when designing their 3D creations. The results have been exceptional for every student K-6!

**Miss Connie Liddell**

#### Visual Arts

In visual arts, the students have been learning about the different elements in art including colour and line. They recently learnt about different types of lines including straight, horizontal, vertical, curved and zigzag. They then completed an activity using both types of elements to create a personal affirmation all about them.



This included them tracing their hands and using different line and other patterns to decorate inside their hands. All students added our school motto "I desire to do well" and other affirmations including "I am kind", "I am friendly" etc. The students also chose their own water colours to design the background.

Robertson St, Barmedman NSW 2668

Phone: (02) 6976 2128

Email: [barmedman-p.school@det.nsw.edu.au](mailto:barmedman-p.school@det.nsw.edu.au)

Website: <https://barmedman-p.schools.nsw.gov.au/>

**Our Motto: Desire to do well**

## CALENDAR

TERM 4	
Tuesday 28 <sup>th</sup> Nov	LCCC - Science Day
Monday 4 <sup>th</sup> - Fri 8 <sup>th</sup> December	Intensive Swimming Program Temora Swimming Pool
Thursday 14 <sup>th</sup> Dec	End-Of-Year Presentation Day Assembly

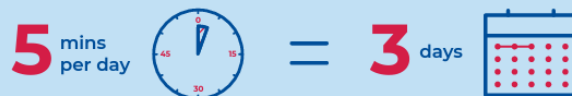
## SAVE THE DATE

Intensive Swimming will be held during Week 9 from 4<sup>th</sup> - 8<sup>th</sup> December at the Temora Recreation Centre. Please mark your calendar or diary. More information to come.

## Attendance

When your child misses just...

they miss days per year



## Days missed = years lost

A day here and there doesn't seem like much, but...

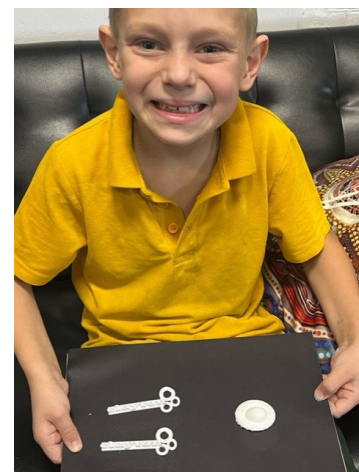
When your child misses just...

they miss weeks per year

and years over their school life




education.nsw.gov.au



## 3D PRINTING by 3-6

We have two 3D printers at our school and all students have used Tinkercad to design their creations. Tinkercad is an online program where students design and edit their creations. To be able to print the designs, students needed to slice them using a program called Flashprint. Firstly, everyone made a keyring, then they got creative with their own ideas and made a variety of projects. This work has been fun and fantastic in encouraging students to increase their knowledge in technology. Everyone is very proud of their creations.





# Chicken News

## Chicken Vacation

On the holidays Ms Davidge took our chickens on a vacation and they lived with Ms Davidge's six other chickens. Flower made a new friend called Butterball and they had a dust bath together.

On the first day, Ms Davidge put them in a holiday house to sleep. The next night she thought they would sleep in the big safe house with the other chickens but they wanted to sleep in the holiday house for the rest of the holiday.

Rosey sat on the horse called LuckyToo and Butterball was telling her to "get down from there!" After that, Flower, Diamond, Butterball and Ginger were messing up Ms Davidge's garden looking for worms.

The chickens had free range and Rosey, in one photo, was having a drink in the succulent garden. They had the best vacation ever!

By Ivy.

## Chicken Holiday

On the school holidays Ms Davidge took the Barmedman Public School Chickens home to look after. When they got there they were introduced to Ms Davidge's chickens and they all made a mess.

On the first night they shown their holiday house. It was two stories and they slept on the second floor in a bed of hay. After a few days Ms D let them free range. Flower decided to jump on Ms D's table and look through the kitchen window.

One day Rosey and Butterball went to the stables to have fun with the horses. Butterball was exploring and Rosey jumped upon LuckyToo's back.

On Tuesday, Ms D brought the chickens back and they were very happy to see us. We gave them a complimentary free range under the Peppercorn tree.

By Connor

## The Chicken Holiday

The chickens went on a holiday with Ms Davidge. They had a cute little holiday house.

One day Rosey went for a walk to the stables and had a ride on a horse.

Flower and Butterball became friends.

Then our chickens came back to school with Ms Davidge.

By Chloe

## Chicken Adventures On Holiday

On the holidays, Ms Davidge took the chickens home to look after them.

Our chickens lived with Ms D's other six chickens. Their names are Big Red, Butterball, Sparkles, Lacey, Ginger and Maryanne.

First they got in the chicken run and had a look around. They slept in the little holiday house the first night then Ms Davidge let them into the big safe house with the other chickens. Ms Davidge left the gate open to the holiday house and when she went to lock them up that night they were in the little house. They decided to stay there every night.

After that they dug a hole in Ms D's garden and made a mess on Ms Davidge's verandah. Ms Davidge's granddaughter tried to stop the chickens, but they didn't listen and made more mess!

Rosey and Butterball had a dust bath and they had fun. Rosey rode on LuckyToo because Ms Davidge put her there. She didn't fall off. Ms Davidge brought them back to Tuesday. They were very happy.

By Jaydan





DESIRE TO DO WELL